BRM LASERS
brmlasers.com

Brochure

Discover our laser machines

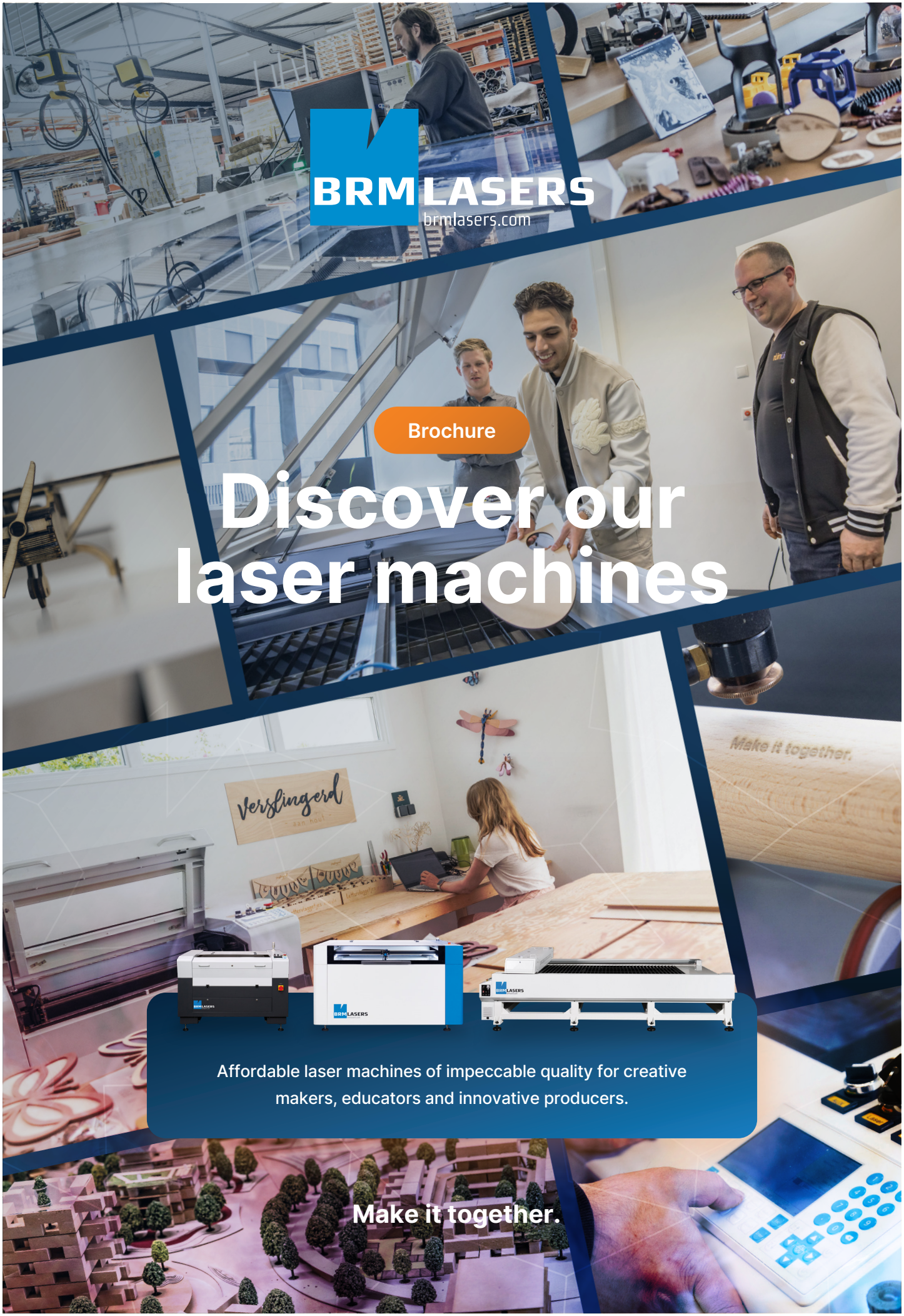

Affordable laser machines of impeccable quality for creative makers, educators and innovative producers.

Make it together.

Contents

Make it together	4
Laser machines	6
Branches	8
Education: Upgrade your classroom	10
Cases	13
Creative: Unleash your imagination	14
Cases	16
Production: Clever and innovative production	18
Cases	20
BRM laser machines	22
Applications	25
BRM Slim	26
BRM Pro	28
BRM Open Bed	30
Comparison	32
Features	34
Technical specifications	38

Make it together.

Our world needs you. Creative makers and educators. Workshop managers and those who dare to innovate. Because you help to create the world we see. We offer you the freedom you need to achieve this. Our laser machines grant you the required possibilities and come with assistance beyond your expectations.

At BRM Lasers we crafted our company, products and services to enable you in your craft. Our Dutch-design is beautiful. Our quality is impeccable and affordable. Our service is about you.

With each and every one of our machines, you don't just buy an awesome product... you acquire our commitment. From advice and explanation to realization.

The best is made, when you make it together.

Elevate your ideas to the next level

Elevate your ideas to the next level. A laser machine is a computer-controlled device that allows you to process a wide range of materials. It operates at super speed, boasting unimaginable precision, and eliminates the need for post-processing. Thanks to the intuitive LightBurn software, working with BRM laser machines is a breeze. You can seamlessly import your designs directly from tools like Illustrator or AutoCAD.

Fast and accurate

By configuring the appropriate settings, you dictate the machine's actions. The focused, intense laser beam swiftly burns, melts and vaporizes materials. That enables you to cut and engrave with remarkable speed and incredible accuracy.

Cutting

Effortlessly cut all imaginable shapes and varying thicknesses with a BRM laser machine. Whether it's intricate components made of polystyrene for scale models or acrylic for point-of-sale displays in supermarkets. Or, for example, wood for city maps and foam for packaging embellishments.

Engraving

Any conceivable design with diverse textures can be engraved with a BRM laser. From engraving a glass memento for an anniversary celebrant to crafting a plexiglass trophy for a champion. Solid wooden home accessories or plastic nameplates. And logos, photos or serial numbers on numerous materials.

One single laser machine combines these two distinct applications, making it suitable for so many organizations and industries. It's no coincidence that you'll find them in numerous studios, workshops, and educational institutions. In all these spaces, ideas truly come to life.

In 3 simple steps to your final product.

How easy do you want it to be?

1. Prepare your design in LightBurn.
2. Upload it to the laser machine.
3. Start!

Series

BRM provides three machine series. These Slim, Pro and Open Bed lasers are available in several sizes and different power outputs. Take a look at them on the following pages.

Slim → page 26
Pro → page 28
Open Bed → page 30

Slim

Pro

Open Bed

Indispensable across diverse industries

BRM laser machines find their home in various sectors, including education, the creative industry and among manufacturers. For them, a BRM laser is more than just a machine – it's the tool with which ideas evolve into products. And its applications extend beyond these sectors to numerous other areas. Where could a laser support your business? Share your thoughts and together we'll explore the endless possibilities.

For education

BRM lasers for technical education. Upgrade your classroom and inspire a new generation of craftspeople.

→ page 10

For creative makers

Turn your wildest ideas into reality. Get the most out of your creativity and scale up your with a BRM laser machine.

→ page 14

For innovative producers

The best investment for your workplace. Produce more efficiently, deliver faster and make your stock demand-driven.

→ page 18

Upgrade your classroom

and inspire a new generation of craftspeople with a BRM laser machine.

The machines at your disposal need renewal or addition. Technology is constantly changing, and you want to keep up. With inspiring lessons, you help your students get the best out of themselves. There's nothing better than making them enthusiastic about technology to contribute to a new generation of craftspeople doing so.

With a laser machine, applying theory in practice comes very naturally: conceptualizing, sketching, picking materials, experimenting, tweaking and fabricating. This process not only improves execution but also helps with strategic thinking within projects. Schools already have many modern devices, such as 3D printers, milling, and laser machines. Each tool has its pros and cons, but a laser outshines the rest on several fronts. You can read about the ❺ **advantages** of a BRM laser machine for education here.

❶

Fast and versatile

The printing process of a 3D printer can easily take hours. A laser machine operates at a significantly higher speed. So you can accommodate a greater number of students within the limited class hours available. That speed makes it also easier to practice. Tests and prototypes using different materials are made in no time.

❷

Safe and clean

When working with a saw or milling machine, you're dealing with sawdust and splinters. Debris that requires caution and also needs cleaning up. When it comes to laser cutting, there's no such concern: it's a safe and clean process. As an added bonus, you get perfectly finished edges, so no post-processing is required.

❸

User-friendly and quickly up and running

No need for hours of training to get students working with the laser machine. They'll master the software in no time. And after brief instructions, your students can use the machine independently. Swiftly moving from idea to result: that's the driving force!

Grants and funding

A well-equipped, functional suite of technology is a big investment to any educational institution. The power to provide an engaging learning environment comes with a price tag. The good news is that often there are funding options available. Not only in one-off grants but also with financial mechanisms that will please your school's accountant. It is definitely worth looking into this. You can also inform with your BRM business partner if they have information regarding grants.

Education

4

Fun and educational

The laser machine supports teaching a fun, challenging and educational class. Students actively participate and see immediate results. That inspires!



Ton Vroon
Technical Education Specialist

'A laser cutter in the classroom brings learning to life, where creativity and technology come together. It's a tool where students discover the finesse of design and precision.'

5

A complete learning journey

Students can think of all kinds of things, but how is a design properly turned into a laser-ready file? A laser machine is the perfect tool to bridge theory with hands-on practice. Crafting flat-cut pieces makes it remarkably simple to fashion a three-dimensional object. That is where your students transition from 2D to 3D, expanding their spatial comprehension. They brainstorm, sketch, experiment and refine until the desired end product is achieved. Introducing a laser machine provides a comprehensive and invaluable learning journey.

Our BRM business partner will help you along. With expert advice and a clear buying process. Any questions? Please, call, email or schedule a demo.

+31 544 350 320
info@brmlasers.com
brmlasers.com/demonstration

Case

Rijn IJssel

Arnhem - the Netherlands

With all the devices and equipment within the Innovation Lab of Rijn IJssel, manager Martijn de Koning ensures connection in various ways. Connection with students, as well as with colleagues and educational programs. Meanwhile, there are two BRM laser machines that are used for projects, prototypes and orders from colleagues. The most diverse items are lasered: detailed models, customized sheet metal or very specific parts. And more!

The fast, accurate process saves them money as well as time. And most importantly: in this way, Rijn IJssel's Innovation Lab raises the technical level of students. They are continuously challenged to get the best out of themselves.



'The greatest advantage is the unique things you can create with it.'

— Martijn de Koning

Unleash your imagination

Get the most out of your creativity and elevate your business with the BRM laser

Your customers seek you out for a reason. The wonderful products you make put a smile on their faces. The tools you currently rely upon occasionally stumble or fall short of what you want to create. It's time for a change!

A Dutch-designed BRM laser machine combines reliability with speed. The time you save can be spent on what truly matters to you. More free time? Or more hours to nurture your business' growth? The choice is yours. Are you starting with the BRM Slim, the solid entry-level machine? Or does the Dutch-designed total package of the BRM Pro align better with your needs? Will you evolve from Slim to Pro or progress from one to several machines? For professional quality and expert support, you have landed in the right spot. Your BRM business partner stands by your side through all phases of your organization. Discover the ❺ **benefits** for creative makers.

❶

Contagious creativity

Wood, plastic, cardboard, paper or even leather... there are an awful lot of materials to use. With a special laser spray, you can also mark glass, mirrors, ceramics, porcelain or natural stone. Combine these materials or techniques and the possibilities are endless.

❷

Ease of use comes first

The process of creating something beautiful is simple. Import your design file into the included software. Choose the best settings and your laser machine will do the work. You can combine cutting and engraving in the same job if you want.

❸

With the speed of light

Using manual traditional techniques like sawing or cutting wastes precious time. They also fail in terms of accuracy. Laser cutting is fast, precise to the tenth millimetre, and also delivers perfectly finished edges. Your items are immediately ready for use. Sanding or polishing? There is no need! How much time will that save you?

❹

In control of everything

With a laser machine, you gain a valuable and complete process. Are you going to make one unique personalized product? Or will you go for a larger production run to build up some stock? From idea to execution, it's up to you!



❺

Service and support

Our service is about you. Can't figure it out? Our online **support portal** provides helpful information. Do you need help? Please contact your BRM business partner and you'll be up and running in no time.

Case

Verslingerd aan Hout

Barsingerhorn - the Netherlands

Cora from Verslingerd aan Hout felt a lack of creativity in her work as an online marketeer. She decided to start Verslingerd aan Hout. Her own business through which she sells original items: from wall garlands to lamps and other personalized accessories.

Initially, she bought all cut parts externally but now she has her own BRM laser machine. That allows her to cater even better to all the different customer requirements, work and deliver faster. Because she no longer outsources anything, she also generates considerable cost savings.

‘I recouped the cost of that laser within three months.’

— Cora Wijker

Case

Creative

Brandthout

Winterswijk - the Netherlands

Brandthout is a Dutch design label with roots in the East of the Netherlands. They started by lasering city maps onto wood and discovered that so much more was possible. That versatility has led to the development of new products. Nowadays, Brandthout also makes lamps and engraves photos on wood and other materials. Detailed designs or clean-cut parts: their laser machine makes any engraving or cutting job possible.

‘The laser machine is everything and has really helped grow our business’

— EsperElin te Voortwis

Easy added value

A BRM laser offers you ultimate freedom of form and material. You can react to changing trends very quickly and easily add a personal touch to whatever you want: from wooden memory boxes to plastic key rings and from leather napkin rings to detailed city maps. And that is just the tip of the iceberg. A BRM laser is a clever piece of technology that makes existing and self-designed products even more valuable than they already are. The possibilities in the creative sector are genuinely endless.

Eric Slotboom
Laser machine consultant & Co-owner

Let us know your wishes.

Are you ready for a machine that takes your products to the next level?
We would love to show you the difference a BRM laser can make.
Call, e-mail or schedule a demo.
You are more than welcome.

+31 544 350 320

info@brmlasers.com
brmlasers.com/demonstration

Clever and innovative production

An efficient and flexible workplace for forward-thinking producers

You want to get orders done on time and neatly. And you make sure your team can work comfortably. Your job is to improve techniques and processes within the organization. You invest in solutions that pay off.

Downtime is not an option, so reliability and technical support are important. You want to work quickly and efficiently without compromising ease of use and quality. With a BRM laser machine, you increase your production capacity and invest in good results. Check out the 6 **advantages** of a BRM laser machine for producers here.

1

Smart investment

A laser machine can cost as much as €50,000, or more. That's a hefty investment when in many cases you could really spend less. Because with a BRM laser machine, you get affordable quality for **a fraction of that price**. And you will achieve a huge improvement in efficiency that will pay for itself much faster. You won't be the first to say: 'Should have bought it years earlier!'

2

Flexibility in-house

Your customers demand flexibility. With a BRM laser, you easily switch materials, adapt existing drawings and scale up or down volumes as required. Do not keep unnecessary stock. Produce exactly what you need whenever you want it. And all of that in-house.

3

Taking matters into your own hands

Sometimes a concept seems financially unfeasible because having a single piece or small batch made is very pricey. With a laser machine, outsourcing is a thing of the past. You also control the prototyping and can develop your product until it meets your quality requirements.

4

Combining non-contact processing

In a laser machine, you don't clamp anything so there is much less chance of scratching or breaking: ideal for delicate materials. You can also effortlessly combine different processes: cutting, engraving or marking. And all in one production round. So you make parts or products with the desired level of craftsmanship in less time.

5

Quality and finishing

Traditional techniques do not always achieve the level of quality that is required. Ragged or rough edges need finishing. Laser cutting ensures smooth edges that are immediately well-finished. Compared to a milling machine, a laser also has distinct advantages. There is no milling head and the radius to go with it. Right-angled corners are possible, as well as every other conceivable shape.

6

Service and support

Do you want to take your organization's production process to the next level? We are there for you, from purchasing advice to installation and help when you need it. It is easy to submit a support ticket, and we are within easy reach via e-mail or phone.
Our service is about you.

Case

Brakels Upholstery

Boxmeer - the Netherlands

Brakels is a specialist in expert upholstery work and acoustic problem-solving. Thanks to the BRM laser machine, the production process is now much less error-prone and faster. During a major job, they worked at least five times faster thanks to the BRM laser. Although for them, accuracy is the most important thing.

Nothing is accidentally cut in a mirror image or twice anymore and complex detailed designs can be worked out. Had they known earlier that the investment is actually not that high, they would have bought it years earlier.

‘All the parts you cut are exactly the same, no matter how many times you repeat it.’

— Louis Brakels

Case

Production

Pins and More

Ruurlo - the Netherlands

Pins and More is a well-known name in the region for customized promotional, advertising and merchandise products. Besides cutting plastics, the laser is being used to engrave promotional gifts. The laser offers extensive capabilities yet is simple to operate. Therefore, even colleagues without specific technical or graphic training can work with it just fine. The main advantages of the BRM laser are its accuracy and the beautiful finish: instantly nice, smooth cutting edges and that very fast too.



‘That laser machine? Yeah, it truly simply does its thing well!’

— Chiel Potgieter

More beyond cutting and engraving

When you think of production, you might think of the packaging industry, the print and sign industry or interior design, but have you ever thought of very specific applications such as the cutting of (technical) textiles or rubber parts for large weighing machines? What all these customers can do with their BRM laser - in addition to engraving and cutting countless materials - is provide customization, combine techniques and expand their services. Count your profits when you use all these attributes to your advantage!

Ruud Grooters
Laser machine consultant

Let us advise you.

Whatever the challenge within your organization, we think along with you and test your specific materials. Together, we will find the best solution. Please call, e-mail or schedule a demo.

+31 544 350 320
info@brmlasers.com
brmlasers.com/demonstration

BRM laser machines

Slim, Pro or Open Bed

We provide three machine series. The Slim and the Pro are available in four sizes. The Open Bed comes in two sizes. From page 8 you can read examples of target groups and how they use BRM lasers successfully. Specifications of the machines and technical information can be found from page 32.

A solid foundation

Slim

The Slim is a safe entry-level laser for the most competitive price at the lower end of the market.

Supplied as standard with:

- LightBurn software
- Red pointer
- Laser class 1
- One working table
- One lens

The most complete



Pro

The Pro is a versatile all-round laser with the highest price/performance ratio.

Supplied as standard with:

- LightBurn Software
- Red pointer
- Laser class 1
- Ultrasonic auto focus
- Software-controlled air supply unit
- Turn-off delay
- Two working tables
- Two lenses

A league of its own

Open Bed

The Open Bed is perfect to increase and enlarge your production capacity.

Supplied as standard with:

- LightBurn software
- Slat table
- Two lenses

Your requirement determines which laser machine is most suitable. The better we know your challenge, the better we can advise you. We do this by asking the right questions and showing you the possibilities. Together, we will find the best solution.

Applications

Infinite possibilities

There are an incredible number of different materials that can be processed with a BRM laser. We have made an overview of the most commonly used ones. Is your material not among them? Please let us know. If we don't know it, we will gladly test it for you.

Processable materials	Cutting	Engraving
Metal (blanc)		●
Coated metals (paint, anodised)		●
Felt and foam	●	●
Glass and mirrors		● / ●
Wood	●	●
Cardboard and hardboard	●	●
Ceramics and porcelain		● / ●
Cork	●	●
Leather	●	●
MDF	●	●
Multiplex	●	●
Natural stone, granite and marble		● / ●
Gaskets	●	
Paper	●	●
Textile	●	●
Trespa		●

Synthetics	Cutting	Engraving
Acrylics, plexiglass, PMMA	●	●
Polyester	●	
Polypropylene	●	●
Polysterene	●	
PVC and PVC-containing synthetics	⊗	⊗

Legend

- ● Can be processed with our machines.
- ● Needs laser spray to get a distinctive visible marking effect.
- ⊗ Contains toxics and can't be processed with our machines.



BRM Slim

When good is good enough

A solid foundation, prepared for options

A well-developed entry-level machine equipped with basic components. The Slim complies with the highest safety standard and is available in four sizes and various wattages.

Edit countless materials

Work faster, deliver faster

No post-processing required

Slim 600

The Slim 600 is the smallest machine in this range. This makes it the perfect basic laser for creative makers and small companies.

Slim 900

The Slim 900 is a perfect fit for schools with media, design and technology in their curriculum. Students learn to design and execute 2D and 3D designs.

Slim 1300

The Slim 1300 has the best-selling size. It is ideal for start-ups or makerspaces because you can easily switch between large and small items.

Slim 1600

The Slim 1600 is the largest machine in this series. It is a solid and safe CO_2 laser for high volume runs and large sheet material.

For full specifications, see page **38**

A solid foundation:

- LightBurn software
- Laser class 1
- Red pointer
- One working table
- One lens
- Warranty

Plus water chiller, air pump, non-filtering fume extractor, maintenance set and manual. The Slim allows a safe purchase for a smaller budget.

This machine is already prepared for any options. It is a basic laser with a competitive price at the lower end of the market.

BRM Pro

Ready. Set. Pro.

Steady, swift, secure

A Dutch-designed laser machine that meets the highest laser safety standard and is built to European quality standards. The Pro is available in four sizes and various wattages.

Edit countless materials

Work faster, deliver faster

No post-processing required

Pro 600

The Pro 600 is small in size but offers great performance. This compact size finds a place anywhere.

Pro 900

The Pro 900 is the mid-range model in terms of size. This professional CO_2 laser enables you to cut and engrave small to medium-sized projects.



Pro 1300

The Pro 1300 is versatile because you can easily process small and large material. This format is perfect for medium to large workspaces.

Pro 1600

The Pro 1600 combines the safety of a closed laser with the size of a production machine. This makes it ideal for large workspaces.

For full specifications, see page **40**

A total package:

- LightBurn software
- Red pointer
- Laser class 1
- Ultrasonic auto focus
- Software-controlled air supply unit
- Turn-off delay
- Two working tables
- Two lenses
- Warranty

Plus water chiller, air pump, non-filtering fume extractor, maintenance set and manual. In short: everything needed to achieve the desired result as easily as possible.

The Pro is a versatile all-round laser machine with the most competitive price in this market segment.

BRM Open Bed

Go large!

A league of its own

This laser machine with an - literally - open bed has a large working area. It makes the BRM Open Bed suitable for standard sheet material. Ball rollers simplify the input and output of sheets. Producing large objects or large batches from a single sheet is quick and easy.

Edit countless materials

Work faster, deliver faster

No post-processing required

Open Bed 2500

The Open Bed 2500 is suited for large standard sheet material due to its spacious working area. Perfect for production companies and plastics processors.

Open Bed 3000

The Open Bed 3000 is our largest CO_2 laser. Due to its gigantic size this machine is ideal to increase and expand your production capacity even more.

For full specifications, see page **42**

Always included:

- LightBurn software
- Two lenses
- Warranty

Plus water chiller, air pump, two non-filtering fume extractors, maintenance set and manual. It's already prepared for potential options. The Open Bed is perfect for increasing and expanding production capacity. And all at that price.

Everything at a glance

Our series compared

Here you'll find a comparison of the most important features per series. So you can easily see the differences in one overview and which additions or options are available.

What should you also take into account?

Installation and delivery
Ask your BRM business partner for more information regarding up-to-date rates and delivery times. That ensures that you know exactly where you stand.

Options and extras
In the series comparison chart, you see several features marked as 'options'. On our website, you will find the exact additional prices of these options on the **product page of each machine**. These prices are always up to date.

Features	Slim	Pro (Most chosen)	Open Bed
LightBurn software	✓	✓	✓
Red pointer	✓	✓	✗
Laser class 1	✓	✓	✗
Software-controlled air supply unit	*Option*	✓	*Option*
Ultrasonic auto focus	*Option*	✓	✗
Turn-off delay	*Option*	✓	✗
Rotation unit	*Option*	*Option*	✗
BRM Extractor	*Option*	*Option*	*Option*
Top extraction system	*n/a*	*n/a*	*Option*
Working tables			
Honeycomb table	✓	✓	✗
Slat table	*Option*	✓	✓
Lenses			
38.1 mm	*Option*	*Option*	✗
50.8 mm	✓	✓	✗
63.5 mm	*Option*	*Option*	✓
101.6 mm	*Option*	✓	✓

Standard equipment
Each BRM laser machine comes with a **water chiller, air pump, maintenance set, non-filtering fume extractor** and an **instruction manual** as standard.

Description of all these features

On **pages 34 to 37** you will find text and explanations about all the features of our laser machines. Are some things not clear yet? Feel free to contact us!

Features

Slim, Pro and Open Bed

On page 33 is a comparison chart with the features for each series.
We briefly explain here what these features mean.

LightBurn software
LightBurn is specifically designed to cooperate with laser machines. You effortlessly import files from well-known drawing programs. Two years of software updates are included, so you're always working with the latest version.

Ultrasonic auto focus
The auto focus automatically ensures precisely the correct distance between your material and the laser head. So changing products takes less time. The auto focus is ultrasonic and therefore also detects transparent materials. Self-adjustment is only necessary for sound-absorbing materials.

Red pointer
This red pointer is not located next to the laser head but is added directly to the path of the laser beam through a semi-permeable mirror. As a result, you always know precisely where the laser hits your material.

Laser class 1
Laser class 1 is the highest safety class for lasers. It guarantees safe working except when safety measures are sabotaged deliberately. Also, because of the use of safety components from leading European suppliers, all our enclosed machines meet the requirements for this certificate.


Red pointer

Laser class 1

Software-controlled air supply unit
The laser machine can be connected to a central compressed air system. Use the built-in pressure-reducing valve to choose an airflow that suits your operation. With soot-forming materials such as wood, edges will become less black and they won't smudge. That reduces the need for reworking. And the software-controlled valve prevents unnecessary compressor operation. So you will save energy.

Turn-off delay
With the exhaust turn-off delay you can adjust the time at which the exhaust switches off automatically. You easily set the delay time to suit your production process. The laser machine will be made fume-free and after that, it will be quiet. When you start a new task, the exhaust will start up again.

Rotation unit
Would you like to cut or engrave 360°? You can. There are two different rotation units to choose from.

Premium chuck rotation
When precision matters.

Using the chuck and center point, you clamp the product. With the two included sets of clamping jaws, you fix your item on the inside or outside. The more carefully you do this, the smaller the chance of breakage. Because you clamp the item, you can make full use of the 360 degrees.

Premium roller rotation
When user-friendliness matters.

On the height-adjustable rollers of the roller rotation, you place your product without clamping. Ideal for fragile items, as there is no risk of breakage. And a product switch is super-fast.

Do you want to engrave a full 360 degrees? Because your product isn't fixed, the engraving will shift slightly. Therefore, we do not recommend this rotation for this purpose.


Premium chuck rotation


Premium roller rotation

BRM Extractor

A BRM Extractor is an independent air extraction and filtering unit. The BRM Extractor extracts and filters the released gases. Clean air is produced from the BRM Extractor. For each BRM Laser machine we have a fitting BRM Extractor. A BRM Extractor always comes with filters and connection hoses to connect to the laser machine.

Top extraction system

Due to the open structure of this machine, the standard extraction works only at the bottom. During engraving, you don't go through your material. Smoke then sticks to the top and settles on mirrors and lenses that will be damaged.

A top extraction system is needed for proper extraction from the top. A BRM Extractor M is perfect for that, if the smoke isn't discharged to the outside.

Acrylic cutting grid

These grids ensure reflection-free cutting. As a result, you won't get unwanted irregularities or burn marks on the bottom of your products. Because these grids are made of a processable material, they absorb any excess power. These grids have a size of 400 × 600 mm.

Top extraction system



Acrylic cutting grid

Warranty

Every BRM laser machine comes with a **warranty***. Is there something wrong with your machine and is it a warranty case? Make sure to contact your BRM business partner to ask for the terms and conditions regarding warranty. Maintenance, wear and tear and consumables are excluded from the warranty.

** When used in compliance with the manual.*

Maintenance

A machine in good condition works better and lasts longer. You will find a preventive maintenance schedule in the manual which gives you guidance. And be sure to ask your BRM business partner if they have the option of a maintenance subscription to keep your laser machine in optimal condition.

Working tables

Slat table

The slat table is in wide use. Each slat is removable and very easy to clean. You can also reduce reflection points because you can choose just enough slats for proper support.

Honeycomb table

The honeycomb table is handy when cutting small parts, as nothing falls through it. This working table also provides a stable surface for flexible materials such as textiles or foam.



Slat table



Honeycomb table

Focus length and lenses

Which lens suits your task best depends on the focus length of your lens. The focus length of a lens is stated in millimeters.

The shorter the focus length, the smaller the dot and the shorter the focus depth. The longer the focus length, the larger the dot and the longer the focus depth. That is why a lens with a short focus length gives the best results for detailed engraving and why you need a lens with a longer focus length for thicker cutting tasks.

38.1 mm: Perfect for detailed engraving, less suitable for cutting.
50.8 mm: Good result for engraving, also suited for thin cutting. Our most commonly used lens.
63.5 mm: For coarse engraving and cutting up to about 8 mm thickness.
101.6 mm: Perfect for cutting tasks, less suitable for engraving.



Lens kit



BRM Slim

Technical details

	Slim 600	Slim 900	Slim 1300	Slim 1600
Work area (mm)	600 × 400 × 180	900 × 600 × 180	1300 × 900 × 180	1600 × 1000 × 180
Laser source	75 - 90 W	100 - 130 W	100 - 130 W 130 - 160 W	100 - 130 W 130 - 160 W
Dimensions Width x depth x height	1600 × 960 × 1320[1]	1750 × 1200 × 1320[1]	2000 × 1500 × 1320[1]	2200 × 1600 × 1320[1]
Weight	200 kg	250 kg	350 kg	425 kg
Extraction system Minimum requirement (without pipes/hoses)	380 m³/h flow rate at negative pressure of 15 mbar	380 m³/h flow rate at negative pressure of 15 mbar	550 m³/h flow rate at negative pressure of 15 mbar	850 m³/h flow rate at negative pressure of 15 mbar
Recommended filter unit	BRM Extractor M	BRM Extractor M	BRM Extractor L	BRM Extractor XL

[1] *Main cover closed*

Features	
Max. work piece height (mm)	180
Max. processing speed	800 mm/s X axis, 600 mm/s Y axis, 40 mm/s maximum recommended cutting speed*
Max. acceleration	15.000 mm/s² X-as, 2000 mm/s² Y-as
Motor type	Stepping motors
Optical elements	3 mirrors, 1 semi-permeable mirror and 1 focus lens
Lenses	38.1, 50.8, 63.5 or 101.6 mm
Accuracy	0.1 mm cutting, 420 dpi engraving*
Accuracy of part size*	Depending on the material and process
Max. working table load	Up to 80 kg dynamic when loaded over the entire work surface
Connectivity options	USB cable, USB stick and network

Standard equipment	
Lens	50.8 mm
Extraction system	Non-filtering fume extractor
Water chiller	CW-5200
Software	LightBurn including 2 years of updates for 2 workstations
Control options	Control panel, reset button, emergency switch, key switch, main switch
Working table	Honeycomb table, extremely suitable for engraving or cutting small products
Red pointer	650 nm, <5 mW
Illumination of the work field	LED-strip
Further standard equipment	135 W air pump Maintenance set Manual

Options	
Working table	Slat table, especially suitable for cutting
Rotation unit	Chuck or roller
Auto focus	Ultrasonic auto focus
Turn-off delay	Extraction automatically switches on and switches off delayed at each task
Air supply	Filter regulator with per layer software controlled valve
Acrylic cutting grid	Reflection-free cutting

Safety and environmental conditions	
Laser class	1
Conformities	CE, UKCA
Environmental conditions	Required ambient temperature 17 - 23°C, humidity 50 - 60%, non-condensing. Dust-free environment

Electricity	
Electricity requirement	2x 1 ~ 230 VAC, 50 Hz, max. 2,3 kW (10 A)

* *The accuracy of all results depends on the material chosen and the combination of speed and power. We deliberately choose these achievable values that we stand behind 100% after extensive testing.*

Subject to changes and printing errors.

Description of all these features

On **pages 34 to 37** you will find text and explanations about all the features of our laser machines. Are some things not clear yet? Feel free to contact us!

BRM Pro

Technical details

	Pro 600	Pro 900	Pro 1300	Pro 1600
Working range (mm)	600 × 400 × 240	900 × 600 × 240	1300 × 900 × 240	1600 × 1000 × 240
Laser source	75 - 90 W	100 - 130 W	100 - 130 W 130 - 160 W	100 - 130 W 130 - 160 W
Dimensions Width x depth x height (mm)	1600 × 1000 × 1200[1]	1750 × 1200 × 1200[1]	2000 × 1500 × 1200[1]	2200 × 1600 × 1200[1]
Weight	275 kg	350 kg	450 kg	525 kg
Extraction system Minimum requirement (without pipes/hoses)	380 m^3/h flow rate at negative pressure of 15 mbar	380 m^3/h flow rate at negative pressure of 15 mbar	550 m^3/h flow rate at negative pressure of 15 mbar	850 m^3/h flow rate at negative pressure of 15 mbar
Recommended filter unit	BRM Extractor M	BRM Extractor M	BRM Extractor L	BRM Extractor XL

[1] *Main cover closed*

Features	
Max. work piece height (mm)	240
Max. processing speed	1500 mm/s X-as, 800 mm/s Y-as, 60 mm/s maximum recommended cutting speed*
Max. acceleration	20.000 mm/s² X-as, 4000 mm/s² Y-as
Motor type	Stepping motors with closed feedback loop
Encoder precison	4000 count/rotation
Optical elements	3 mirrors, 1 semi-permeable mirror and 1 focus lens
Lenses	38.1, 50.8, 63.5 or 101.6 mm
Accuracy	0.1 mm cutting, 420 dpi engraving*
Accuracy of part size*	Depending on the material and process
Max. working table load	Up to 200 kg dynamic when loaded over the entire work surface
Connectivity options	USB cable and network

Standard equipment	
Lens	50.8 and 101.6 mm
Extraction system	Non-filtering fume extractor
Water chiller	CW-5200
Software	LightBurn including 2 years of updates for 2 workstations
Control options	Control panel, reset button, emergency switch, key switch, air pressure regulator, main switch
Working tables	Slat table & honeycomb table
Red pointer	650 nm, <5 mW
Auto focus	Ultrasonic auto focus
Turn-off delay	Extraction automatically switches on and switches off delayed at each task
Air supply	Filter regulator with per layer software controlled valve
Illumination of the work field	3x LED-strip
Further standard equipment	135 W air pump Maintenance set Manual

Options	
Rotation unit	Chuck or roller
Acrylic cutting grid	Reflection-free cutting

Safety and environmental conditions	
Laser class	1
Conformities	CE, UKCA
Environmental conditions	Required ambient temperature 17 - 23°C, humidity 50 - 60%, non-condensing. Dust-free environment

Electricity	
Electricity requirement	2x 1 ~ 230 VAC, 50 Hz, max. 2,3 kW (10 A)

* *The accuracy of all results depends on the material chosen and the combination of speed and power. We deliberately choose these achievable values that we stand behind 100% after extensive testing.*

Subject to changes and printing errors.

Description of all these features

On **pages 34 to 37** you will find text and explanations about all the features of our laser machines. Are some things not clear yet? Feel free to contact us!

BRM Open Bed

Technical details

	Open Bed 2500	Open Bed 3000
Working range (mm)	1300 × 2500 × 30	1500 × 3000 × 30
Laser source	100 - 130 W 130 - 160 W	100 - 130 W 130 - 160 W
Dimensions Width x depth x height (mm)	1890 × 3460 × 1150	2090 × 4260 × 1150
Weight	1050 kg	1250 kg
Extraction system Minimum requirement (without pipes/hoses)	2x 550 m³/h flow rate at negative pressure of 15 mbar	2x 550 m³/h flow rate at negative pressure of 15 mbar
Recommended filtering unit	BRM Extractor XXL	BRM Extractor XXXL

Features	
Max. work piece height (mm)	30
Max. processing speed	600 mm/s X axis, 200 mm/s Y axis, 25 mm/s maximum recommended cutting speed*
Max. processing speed	4000 mm/s² X-as, 500 mm/s² Y-as
Max. acceleration	Stepping motors with closed feedback loop
Motor type	4000 count/rotation
Encoder precison	3 mirrors and 1 focus lens
Optical elements	63.5 and 101.6 mm
Lenses	0.1 mm cutting, 420 dpi engraving*
Accuracy	Depending on the material and process
Connectivity options	USB cable, USB stick and network

Standard equipment	
Lens	63.5 and 101.6 mm
Extraction system	Non-filtering fume extractor
Water chiller	CW-5200
Software	LightBurn including 2 years of updates for 2 workstations
Control options	Control panel, reset button, emergency switch, key switch, main switch
Working table	Slat table, especially suitable for cutting
Further standard equipment	135 W air pump Maintenance set Manual

Options	
Acrylic cutting grid	Reflection-free cutting
Air supply	Filter regulator with per layer software controlled valve
Fume extraction	Top extraction system

Safety and environmental conditions	
Laser class	4
Conformities	CE, UKCA
Environmental conditions	Required ambient temperature 17 - 23°C, humidity 50 - 60%, non-condensing. Dust-free environment

Electricity	
Electricity requirement	2x 1 ~ 230 VAC, 50 Hz, max. 2,3 kW (10 A)

* *The accuracy of all results depends on the material chosen and the combination of speed and power. We deliberately choose these achievable values that we stand behind 100% after extensive testing.*

Subject to changes and printing errors.

Description of all these features

On **pages 34 to 37** you will find text and explanations about all the features of our laser machines. Are some things not clear yet? Feel free to contact us!

BRM Lasers B.V.
Ambachtsstraat 43
7102 DW Winterswijk - NL
+31 544 350 320

info@brmlasers.com
brmlasers.com

Support
+31 88 42 64 111

support@brmlasers.com
brmlasers.com/support

V01/24 **W**