



# Merlin Pro

INDUSTRIAL  
EMBROIDERY MACHINES

## Speed, Efficiency and Superior Stitching Quality



**GS UK**  
LTD

GS UK Limited has been a supplier to the UK Textile industry for over 30 years.

We continue to respond to the ever changing needs of the UK's commercial embroidery industry, constantly adding new products and developing existing technology.

## SUPPORT, TRAINING AND WARRANTY

We have a highly experienced team of embroidery machine engineers that service the whole of the UK and Ireland.

All of our Merlin machines include installation, delivery and comprehensive training.

A 12 month extendable warranty is standard on all machines, please see our terms and conditions for more information.



# Merlin Pro RS7-1501


## 15 Needle Single Head Machine

The Merlin RS7-1501 is a versatile 15 needle, single head industrial embroidery machine. It has a fully integrated touch screen that enables easy operation. It has a maximum sewing speed of 1200spm and is the perfect choice for both established embroiderers and new businesses.



### MAIN FEATURES

- 1 Head – 15 Needles
- Max. Speed – 1200spm
- Max. Sewing Area – 36cm x 56cm
- Merlin Pro RS7 Touchscreen
- On-Board Lettering Capability
- Memory Capacity – Up to 20 Million Stitches or 200 Designs
- Wi-Fi Capable & 2 x USB/1 x LAN/4 x USB Port Hub
- Cap Embroidery – Wide Angle Cap System
- Automatic Thread Break Detection
- Automatic Thread Trimmer & Colour Change
- Electronic Bobbin Winder
- LED Design Trace



### MACHINE SPECIFICATION & DIMENSIONS:

Heads/Needles	1 Head – 15 Needles
Max. Speed	1200spm
Max. Sewing Area	36cm x 56cm
Machine Dimensions	W86cm, D80cm, H85cm
Stand Dimensions	W60cm, D80cm, H85cm
Net Weight	90kgs/200lbs
Voltage	200V 50-60 Hz
Power	150Watts

### FRAMES INCLUDED:

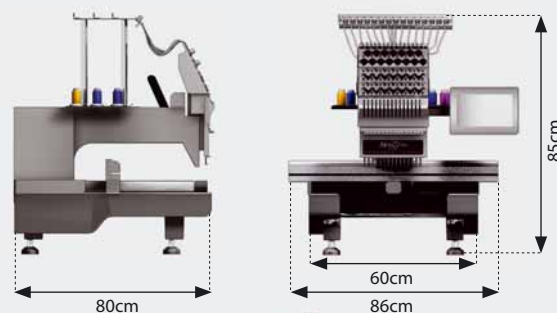
2 x Circular Hoops	9cm
2 x Circular Hoops	12cm
2 x Circular Hoops	15cm
2 x Circular Hoops	20cm
2 x Square Hoop	29cm x 29cm
1 x Large Hoop	36cm x 56cm

### WIDE CAP FRAME INCLUDED:

2 x Cap Frames	
1 x Wide Cap Frame Driver	
1 x Frame Loader	

### OPTIONAL EXTRAS:

Wide Area Conversion Kit 120cm x 35cm



# Merlin Pro RS10-1502

## 15 Needle Twin Head Machine

The Merlin Pro RS10-1502 is a powerful twin head industrial embroidery machine. It has an integrated touch screen with a user friendly interface that makes it easy to operate. With a maximum speed of 1000 stitches per minute the machine is ideal for flat embroidery, finished garments and caps.



### MAIN FEATURES

- 2 Head – 15 Needles
- Max. Speed – 1000spm
- Max. Sewing Area – 40cm x 45cm
- Merlin Pro RS10 Touch Screen – 26.4cm
- On-Board Lettering Capability
- Memory Capacity – Up to 50 million stitches or 200 designs
- Wi-Fi Capable & 2 x USB/1 x LAN/4 x USB Port Hub
- Cap Embroidery – Wide Angle Cap System
- Automatic Thread Break Detection
- Automatic Thread Trimmer & Colour Change
- Electronic Bobbin Winder
- LED Design Trace

### MACHINE SPECIFICATION & DIMENSIONS:

Heads/Needles	2 Head – 15 Needles
Max. Speed	1000spm
Max. Sewing Area	40cm x 45cm
Machine Dimensions	W166cm, D89cm, H174cm
Machine with Table	W166cm, D130cm, H174cm
Net Weight	400kgs/882lbs
Voltage	200V 50-60 Hz
Power	150Watts

### FRAMES INCLUDED:

4 x Circular Hoops	9cm
4 x Circular Hoops	12cm
4 x Circular Hoops	15cm
4 x Circular Hoops	20cm
4 x Rect. Hoop	29cm x 29cm
1 x Sash Frame	40cm x 45cm

### WIDE CAP FRAME INCLUDED:

4 x Cap Frames
2 x Wide Cap Frame Driver
1 x Cap Frame Loader



# Merlin Pro RS10-1504

## 15 Needle Four Head Machine

The Merlin Pro RS10-1504 is a 15 needle four head industrial embroidery machine. It can embroider up to 1000 stitches per minute which ensures a high level of production matched with a great stitching quality.



### MAIN FEATURES

- 4 Head – 15 Needles
- Max. Speed – 1000spm
- Max. Sewing Area – 40cm x 45cm
- Merlin Pro RS10 Touch Screen – 26.4cm
- On-Board Lettering Capability
- Memory Capacity – Up to 50 million stitches or 200 designs
- Wi-Fi Capable & 2 x USB/1 x LAN/4 x USB Port Hub
- Cap Embroidery – Wide Angle Cap System
- Automatic Thread Break Detection
- Automatic Thread Trimmer & Colour Change
- Electronic Bobbin Winder
- LED Design Trace

### MACHINE SPECIFICATION & DIMENSIONS:

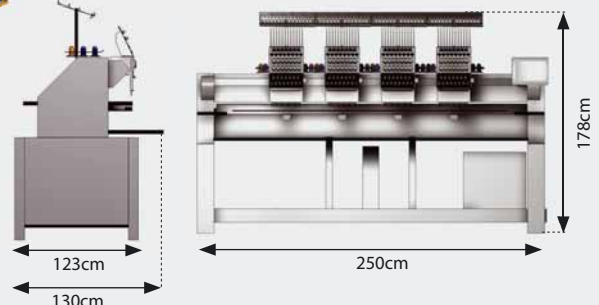
Heads/Needles	4 Head – 15 Needles
Max. Speed	1000spm
Max. Sewing Area	40cm x 45cm
Machine Dimensions	W250cm, D123cm, H178cm
Machine with Table	W250cm, D130cm, H178cm
Net Weight	600kgs/1323lbs
Voltage	200V 50-60Hz
Power	150Watts

### FRAMES INCLUDED:

8 x Circular Hoops	9cm
8 x Circular Hoops	12cm
8 x Circular Hoops	15cm
8 x Circular Hoops	20cm
8 x Rect. Hoop	29cm x 29cm
1 x Sash Frame	40cm x 45cm

### WIDE CAP FRAME INCLUDED:

8 x Cap Frames
4 x Wide Cap Frame Driver
1 x Cap Frame Loader



# Merlin Pro RS10-1506

## 15 Needle Six Head Machine



The Merlin Pro RS10-1506 is a full production 15 needle six head industrial embroidery machine. It is the perfect machine for established and growing embroidery businesses. Ideal for embroidery on caps, bags, denim, finished garments etc. The Merlin Pro RS10-1506 has all the features expected of a high quality embroidery machine, including automatic thread trimmers, colour change and thread break detector. The double beam design reinforces its stability and reduces vibration.

### MAIN FEATURES

- 6 Head – 15 Needles
- Max. Speed – 1000spm
- Max. Sewing Area – 40cm x 45cm
- Merlin Pro RS10 Touch Screen – 26.4cm
- On-Board Lettering Capability
- Memory Capacity – Up to 50 million stitches or 200 designs
- Wi-Fi Capable & 2 x USB/1 x LAN/4 x USB Port Hub
- Cap Embroidery – Wide Angle Cap System
- Automatic Thread Break Detection
- Automatic Thread Trimmer & Colour Change
- Electronic Bobbin Winder
- LED Design Trace

### MACHINE SPECIFICATION & DIMENSIONS:

Heads/Needles	6 Head – 15 Needles
Max. Speed	1000spm
Max. Sewing Area	40cm x 45cm
Machine Dimensions	W330cm, D123cm, H178cm
Machine with Table	W330cm, D130cm, H178cm
Net Weight	750kgs/1653lbs
Voltage	200V 50-60Hz
Power	150Watts

### FRAMES INCLUDED:

12 x Circular Hoops	9cm
12 x Circular Hoops	12cm
12 x Circular Hoops	15cm
12 x Circular Hoops	20cm
12 x Rect. Hoop	29cm x 29cm
1 x Sash Frame	40cm x 45cm

### WIDE CAP FRAME INCLUDED:

12 x Cap Frames	
6 x Wide Cap Frame Driver	
1 x Cap Frame Loader	



# User-friendly Interface for efficient operation

## Merlin Pro RS7-1501 Single Head Touch Screen

The intuitive High Definition True Colour 17,8 cm (7") LCD Touch Screen displays a clean interface with easy one-step commands for simple operation and a pleasant user experience.



Preset Hoops



Easy Colour Selection



One-Step Tracing

### PANEL FEATURES

- Adjustable control panel positioning & ergonomic touchscreen
- USB input or direct transmission from PC via LAN port
- Preset hoop parameters



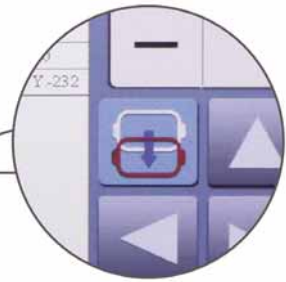
On-Board Lettering



Easy Design Selection



One-Step Appliqué



## Merlin Pro RS10 Multi Head Touch Screen

The intuitive High Definition True Colour 26,4 cm (10,4") LCD Touch Screen displays a clean interface with easy one-step commands for simple operation and a pleasant user experience.

### SPECIFICATIONS

- User-friendly interface
- Easy to operate
- New ergonomic touch screen allows for easy and comfortable operations with right-hand thumb
- Preset hoop parameters designed to avoid hitting hoops
- Adjustable control panel positioning for better visibility and comfort
- One-step tracing button on home screen
- Automatic colour change
- Built-in 172° and 196° keys for easy machine maintenance
- Frame offset and frame outlining available for easy appliqué embroidery
- External 100° button and trimming button



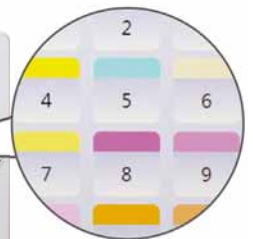
Preset Hoops



On-Board Lettering



Easy Colour Selection



One-Step Tracing



Easy Design Selection



Production Reports





**GS UK**

LTD

**GS UK Limited**

**Tel.: +44 (0) 115 844 8000 | E-mail: [sales@gs-uk.com](mailto:sales@gs-uk.com) | [www.gs-uk.com](http://www.gs-uk.com)**

Registered Office: 5 Crocus Street, Nottingham, NG2 3DE, UK Co. Reg. No. 2227605

**Distributors for CadCam Technology a subdivision of SUMMA, Merlin, Brother & Gunold GmbH Products**

Version 01.01.2024